

PSTricks

News - 2018

new macros and bugfixes for the basic package pstricks

August 23, 2018

2018

Package author(s):
Herbert Voß

Contents

I. pstricks – package	3
1. pstricks.sty – pstricks-pdf.sty	3
2. pstricks-tex.tex	3
3. pstricks.tex (v. 2.84 – 2018/05/01)	3
3.1. PostScript Fonts	3
3.2. Error message	3
3.3. Random colors	4
4. pstricks.pro	5
References	6

Part I.

pstricks – package

1. pstricks.sty – pstricks-pdf.sty

There is now a new optional argument for the package: `ckeckengine`, which will be used in later versions.

2. pstricks-tex.tex

This package collects all additional latex macros which must be defined when running PSTricks with `tex`. They all moved from the base `pstricks.tex` into this new file.

3. pstricks.tex (v. 2.84 – 2018/05/01)

Use the `\long` definition for `\@fornoop` to be compatible to the latest changes in L^AT_EX.

3.1. PostScript Fonts

This version of PSTricks uses the Ghostscript fonts from URW instead of the original base 14 fonts of PostScript. For example: instead of Helvetica we use NimbusSanL-Regu. The URW fonts are always embedded in the created ps or pdf output. This is not the default for the PostScript fonts. You change this setting with the optional argument to `pstricks.sty`.

3.2. Error message

Using PSTricks with `pdflatex` will work only when using package `auto-pst-pdf` and running the T_EX-file with

```
pdflatex -shell-escape <file>
```

otherwise you'll get an error message which was misleading in the past:

```
[...]
! Undefined control sequence.
<recently read> \c@lor@to@ps
```


This changes now to

```
[...]
! Undefined control sequence.
\c@lor@to@ps ->\PSTricks
      _Not_Configured_For_This_Format
```

3.3. Random colors

There are now four predefined random "colors":

```
\definecolor[ps]{randomgray}{gray}{Rand}%
\definecolor[ps]{randomrgb}{rgb}{Rand Rand Rand}%
\definecolor[ps]{randomcmyk}{cmyk}{Rand Rand Rand Rand}%
\definecolor[ps]{randomhsb}{hsb}{Rand Rand Rand}%
```




```
\begin{pspicture}(10,5)
\multido{\rA=0.0+0.1}{50}{\psline[linecolor=randomgray,linewidth=1mm](0,\rA)(10,\rA)}
\end{pspicture}
```



```
\begin{pspicture}(10,5)
\multido{\rA=0.0+0.1}{50}{\psline[linecolor=randomrgb,linewidth=1mm](0,\rA)(10,\rA)}
\end{pspicture}
```



```
\begin{pspicture}(10,5)
\multido{\rA=0.0+0.1}{50}{\psline[linecolor=randomcmyk,linewidth=1mm](0,\rA)(10,\rA)}
\end{pspicture}
```

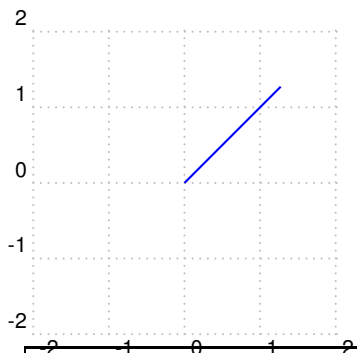


```
\begin{pspicture}(10,5)
\multido{\rA=0.0+0.1}{50}{\psline[linecolor=randomhsb,linewidth=1mm](0,\rA)(10,\rA)}
\end{pspicture}
```

The random counter can be initialized with `\pstVerb{rrand srand}`.

4. pstricks.pro

A full circle has by default an angle of 360 degrees. Setting the circle with `\degrees[17]` to another value doesn't work for the PostScript function PtoC (Polat to Cartesian – $(r, \phi) \rightarrow (x, y)$). Now there is a PtoCrel for the new definition which now takes the setting of `\pst@angleunit` into account.



```
\degrees[16]
\begin{pspicture}[showgrid](-2,-2)(2,2)
\psline[linecolor=blue](!1.8 2 PtoCrel)% 45 degrees
\end{pspicture}
```

The command `\framed` was build by clockwise line sequence. Now it is the other way round to get the same behaviour as for all other commands with closed lines.

There are some new PS functions

```
/AnytoDeg { pst@angleunit } def
/DegtoAny { 1 pst@angleunit div } def
/AnytoRad { AnytoDeg DegtoRad } def
/RadtoAny { RadtoDeg DegtoAny } def
```

See `pst-node` documentation for an example.

References

- [1] Michel Goossens et al. *The L^AT_EX Graphics Companion*. 2nd ed. Reading, Mass.: Addison-Wesley Publishing Company, 2007.
- [2] Laura E. Jackson and Herbert Voß. “Die Plot-Funktionen von pst-plot”. In: *Die T_EXnische Komödie* 2/02 (June 2002), pp. 27–34.
- [3] Nikolai G. Kollock. *PostScript richtig eingesetzt: vom Konzept zum praktischen Einsatz*. Vaterstetten: IWT, 1989.
- [4] Herbert Voß. “Die mathematischen Funktionen von Postscript”. In: *Die T_EXnische Komödie* 1/02 (Mar. 2002), pp. 40–47.
- [5] Herbert Voß. *PSTricks – Grafik für T_EX und L^AT_EX*. 7th ed. Heidelberg and Berlin: DANTE – Lehmanns Media, 2016.
- [6] Herbert Voß. *PSTricks – Graphics for L^AT_EX*. 1st ed. Cambridge/UK: UIT, 2011.
- [7] Herbert Voß. *PSTricks Support for pdf*. 2002. URL: <http://PSTricks.tug.org/main.cgi?file=pdf/pdfoutput>.
- [8] Herbert Voß. *L^AT_EX Quick Reference*. 1st ed. Cambridge/UK: UIT, 2011.
- [9] Herbert Voß. *L^AT_EX Referenz*. 3rd ed. Heidelberg and Berlin: DANTE – lehmanns media, 2014.
- [10] Michael Wiedmann and Peter Karp. *References for T_EX and Friends*. 2003. URL: <http://www.miwie.org/tex-refs/>.

Index

auto-pst-pdf, 3

ckeckengine, 3

\degrees, 5

\framed, 5

\long, 3

Macro

\degrees, 5

\framed, 5

\long, 3

Package

auto-pst-pdf, 3

pst-node, 5

pstricks.sty, 3

Package option

ckeckengine, 3

pdflatex, 3

Program

pdflatex, 3

pst-node, 5

pstricks.sty, 3