

# Human population with swap

Daphné Giorgi, Sarah Kaakai, Vincent Lemaire

## Contents

<b>1</b>	<b>Example description</b>	<b>1</b>
<b>2</b>	<b>Population creation</b>	<b>2</b>
<b>3</b>	<b>Events description</b>	<b>2</b>
3.1	Death events . . . . .	3
3.1.1	Parameters . . . . .	3
3.2	Birth events . . . . .	4
3.2.1	Parameters . . . . .	4
3.2.2	Event creation . . . . .	5
3.3	Swap event . . . . .	5
3.3.1	Parameters . . . . .	6
<b>4</b>	<b>Model creation (without id)</b>	<b>7</b>
<b>5</b>	<b>Simulation</b>	<b>8</b>
5.1	Events bounds . . . . .	8
5.2	Simulation . . . . .	9
<b>6</b>	<b>Outputs</b>	<b>9</b>
6.1	Initial and final age pyramids with different IMD subgroups . . . . .	9
6.2	Evolution of population composition by age group . . . . .	10
<b>7</b>	<b>Different simulations with the same model</b>	<b>11</b>
7.1	Simulation without swap events . . . . .	11
7.2	Simulation of individual life courses . . . . .	12

This vignette provides an example of usage of the package `IBMPopSim`, for simulating an heterogeneous human population in which individuals can change of characteristics over their life course. Since this is an example of advanced usage of `IBMPopSim`, it is recommended to start by reading the package vignettes `vignette('IBMPopSim')` and `vignette('IBMPopSim_human_pop')`.

The population is based on data from England and Wales (EW) population, and individuals are characterized by the so-called Index of Multiple Deprivation (IMD), a deprivation index based on the place of living ( see here for more details).

A toy model is simulated, where the individuals' demographic rates depend on their IMD. Due to internal migrations, individuals can change of IMD over their life course (swap events).

## 1 Example description

The population is structured by age, gender and IMD. The population is distributed into five IMD quintiles. Group 1 corresponds to the least deprived subpopulation, and group 5 to the most deprived subpopulation.

Death and birth intensities are constant over time, but depend on the individuals age, gender and IMD. For instance, individuals in group 5 have a higher death intensity than individuals in group 1.

Individuals inherit the same IMD than their parent at birth, but can change of IMD over time, due to internal migration. In this toy model, we assume than younger individuals around 20 are more likely to move to a more deprived neighborhood, while individuals in the age class 30-45 are more likely to move to a less deprived neighborhood.

## 2 Population creation

The initial population is a 100 000 individuals population sampled from England and Wales' 2014 age pyramid, structured by single year of age, gender and IMD quintile (source: Office for National Statistics).

```
str(EW_popIMD_14)
## List of 3
## $ age_pyramid:'data.frame': 1160 obs. of 4 variables:
## ..$ age : Factor w/ 116 levels "0 - 1","1 - 2",...: 1 1 1 1 1 1 1 1 1 1 ...
## ..$ IMD : int [1:1160] 1 2 3 4 5 1 2 3 4 5 ...
## ..$ male : logi [1:1160] FALSE FALSE FALSE FALSE TRUE ...
## ..$ value: num [1:1160] 49114 54293 61541 73289 85626 ...
## $ death_rates:List of 2
## ..$ male :'data.frame': 455 obs. of 3 variables:
## .. ..$ age : int [1:455] 0 1 2 3 4 5 6 7 8 9 ...
## .. ..$ IMD : num [1:455] 1 1 1 1 1 1 1 1 1 1 ...
## .. ..$ value: num [1:455] 2.59e-03 3.13e-04 1.02e-04 1.65e-05 1.46e-04 ...
## ..$ female:'data.frame': 455 obs. of 3 variables:
## .. ..$ age : int [1:455] 0 1 2 3 4 5 6 7 8 9 ...
## .. ..$ IMD : num [1:455] 1 1 1 1 1 1 1 1 1 1 ...
## .. ..$ value: num [1:455] 2.87e-03 2.52e-04 1.43e-04 8.73e-05 1.20e-04 ...
## $ sample : 'data.frame': 100000 obs. of 4 variables:
## ..$ birth: num [1:100000] -0.0917 -0.6313 -0.5008 -0.4568 -0.6978 ...
## ..$ death: num [1:100000] NA NA NA NA NA NA NA NA NA NA ...
## ..$ male : logi [1:100000] FALSE TRUE TRUE FALSE TRUE FALSE ...
## ..$ IMD : int [1:100000] 5 2 5 4 3 4 2 1 5 4 ...
```

When creating a `?population`, internal functions proceed to several checks, which include verifications on appropriate column names and types.

```
pop_init <- population(EW_popIMD_14$sample)
```

```
head(pop_init)
##      birth death  male IMD
## 1 -0.09170591  NA FALSE  5
## 2 -0.63126956  NA  TRUE  2
## 3 -0.50078693  NA  TRUE  5
## 4 -0.45684987  NA FALSE  4
## 5 -0.69782311  NA  TRUE  3
## 6 -0.04470658  NA FALSE  4
```

## 3 Events description

There are 3 possible types of events :

- Birth
- Death

- Swap (internal migrations)

Each event is characterized by its intensity and its kernel, as follows.

### 3.1 Death events

For each gender  $\epsilon$  and IMD subgroup  $i = 1..5$ , we define a step function

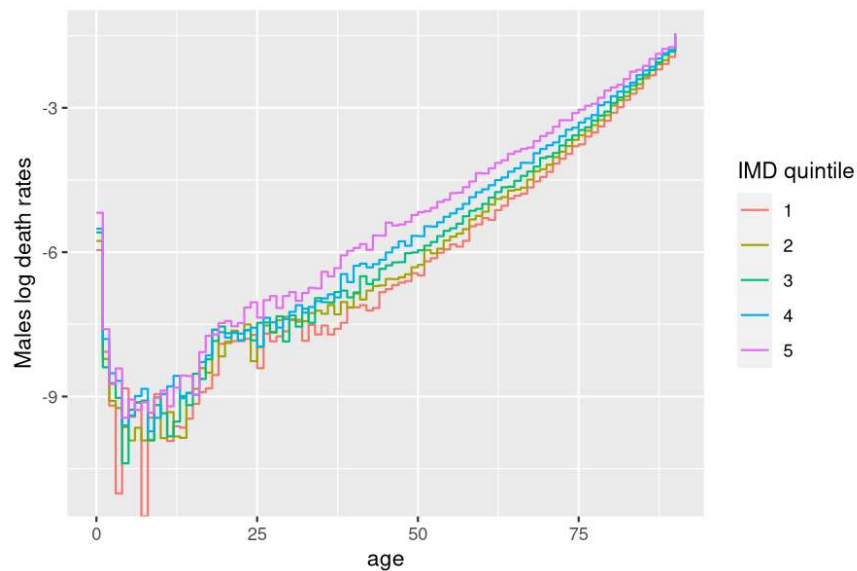
$$d_i^\epsilon(a), \quad a = 0, ..a_{max}$$

defining the death intensity of an individual of age  $a$ , gender  $\epsilon$  and subgroup  $i$ .

#### 3.1.1 Parameters

Death intensities are based on England and Wales' 2014 age specific death rates by gender and IMD (source: Office for National Statistics).

Death rates are lower in less deprived quintiles.



#### Step functions creation

The death intensity functions for each IMD and gender are defined as parameters of the model, as two lists of R step functions.

These parameters will be transformed during the model creation into a vector of C++ step functions (starting from index 0).

```
params_death = with(EW_popIMD_14$death_rates,
  list(
    "death_male"=lapply(1:5, function(i) stepfun(x= subset(male, IMD==i)[,"age"],
      y= c(0,subset(male, IMD==i)[,"value"]))),
    "death_female"=lapply(1:5, function(i) stepfun(x= subset(female, IMD==i)[,"age"],
      y= c(0,subset(female, IMD==i)[,"value"]))))
)
```

C++ code chunk implementing the intensity of a death event:

```
intensity_code_death <- '
  if (I.male)
    result = death_male[(I.IMD-1)](age(I,t));
  else
    result = death_female[(I.IMD-1)](age(I,t));
  ,
  ,
```

### Creation of the event

By default, the name of an event of type “death” is “death”.

```
death_event <- mk_event_individual(
  type = "death",
  intensity_code = intensity_code_death
)
```

## 3.2 Birth events

In this toy model, only women give birth, at a Weibull shaped intensity  $b_i(a)$  depending on their age  $a$  and IMD subgroup  $i$ ,

$$b_i(a) = TFR_i \frac{\beta_i}{\alpha_i} \left(\frac{a - \bar{a}}{\alpha_i}\right)^{\beta_i - 1} \exp\left(-\frac{a - \bar{a}}{\alpha_i}\right)^{\beta_i}.$$

These functions can be implemented by using the IBMPopSim function `weibull(k,c)`, which creates an R function corresponding the Weibull density function with parameters  $(k, c)$ , and which is translated into a C++ function during the model creation.

By default, the newborn inherits the IMD of his parent.

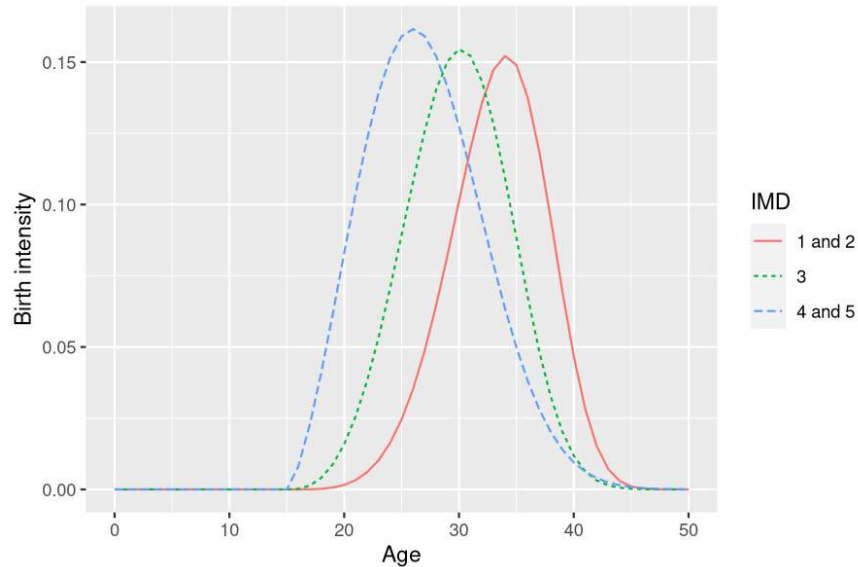
### 3.2.1 Parameters

We consider that women in the IMD subgroup 1 and 2 (resp. 4 and 5) have the same birth intensity functions. The parameters for birth events are thus composed of 10 parameters:

- $\bar{a}$
- $\alpha = (\alpha_1, \alpha_2, \alpha_3)$
- $\beta = (\beta_1, \beta_2, \beta_3)$
- $TFR = (TFR_1, TFR_2, TFR_3)$ .

Examples of parameters values are available in `toy_params$birth`.

```
# birth_sex_ratio = 1.05
params_birth <- with(toy_params$birth,
  list(
    "TFR_weights" = TFR_weights,
    "a_mean" = 15,
    "birth" = list(
      weibull(beta[1], alpha[1]), # Weibull functions creation
      weibull(beta[2], alpha[2]),
      weibull(beta[3], alpha[3])),
    "p_male" = 0.51 # probability to give birth to a male
  )
)
```



### 3.2.2 Event creation

We give some C++ code implementing the intensity of a birth event. The lists `params_birth$birth` and `params_birth$TFR_weights` are internally transformed into C++ vectors (index starting at 0).

```
birth_intensity_code <- '
  if (I.male) result = 0.;
  else {
    if (I.IMD <= 2) result = TFR_weights[0] * birth[0](age(I,t)-a_mean);
    if (I.IMD == 3) result = TFR_weights[1] * birth[1](age(I,t)-a_mean);
    if (I.IMD >= 4) result = TFR_weights[2] * birth[2](age(I,t)-a_mean);
  }
'
```

Birth event creation

```
birth_event <- mk_event_individual(
  type = "birth",
  intensity_code = birth_intensity_code,
  kernel_code = "newI.male = CUnif(0, 1) < p_male;" # Choice of gender for newborn
)
```

### 3.3 Swap event

Individuals can move during their lifetime, and thus change of IMD subgroup (swap events).

We assume that an individual can change of IMD subgroup with an intensity depending on his age and IMD subgroup.

Young individuals in the age class [15, 30] and in the less deprived IMD quintiles (1 and 2) can move to more deprived areas, for instance for studying. On the other hand, older individuals in the age class [30, 45] and [0, 15], and in deprived areas can move to a less deprived area, modeling for instance family creation, moving out to less deprived areas.

Age-specific swap intensities are given by 5 step functions, one for each IMD subgroup. When a swap event occur, the new IMD subgroup of the individual is determined by a discrete random variable depending on his age.

### 3.3.1 Parameters

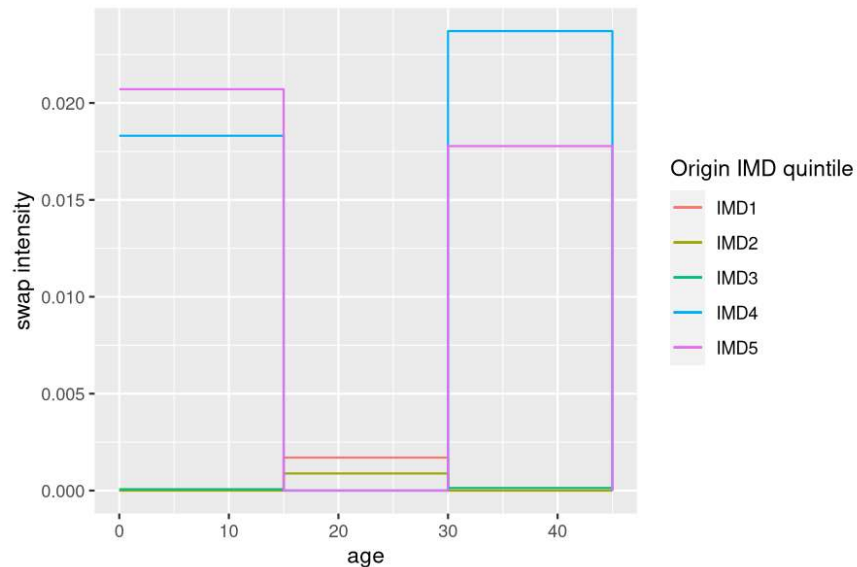
Example parameters values are given in `toy_params$swap`.

Swap intensity functions are saved as model parameters as a list of step functions, which will be transformed into a C++ vector of functions when the model is created. The vectors of discrete probabilities determining the action of the event when a swap occur is saved in a matrix, which will be transformed into a Rcpp Armadillo matrix.

Note that data frames are not accepted as model parameters.

```
params_swap <- with(toy_params$swap,
  list(
    "swap_intensities" = apply(intensities, 2, function(rates) stepfun(x=ages,
      y=rates)),
    "swap_distribution" = as.matrix(distribution),
    "swap_age_to_idx" = stepfun(ages, seq(0,3))
  )
)
```

```
df_intensities <- data.frame("age"=c(0,15,30,45),toy_params$swap$intensities)
```



C++ code of the intensity of a swap event, using the model parameters:

```
intensity_code_swap <- '  
  result = swap_intensities[I.IMD-1](age(I,t));  
,
```

C++ **kernel code** of a swap event

If a swap event occurs, the new IMD subgroup of the individual is determined by a discrete random variable, with probability distribution given by a row of `params_swap$swap_distribution`, depending on his age.

For instance, an individual of age in  $[0, 15]$  has a probability of 0.6 to move on IMD subgroup 1 and 0.4 to move to IMD subgroup 2.

Discrete random variables can be drawn in `IBMPopSim` by calling the function `Cdiscrete` in the kernel code, with an Armadillo vector or matrix (see Section 3 of `vignette('IBMPopSim')`).

```

params_swap$swap_distribution
##      IMD1 IMD2 IMD3 IMD4 IMD5
## [1,] 0.6 0.4 0.0 0.0 0.0
## [2,] 0.0 0.0 0.4 0.3 0.3
## [3,] 0.6 0.4 0.0 0.0 0.0

kernel_code_swap <- '
  int idx = swap_age_to_idx(age(I,t)); // variables must be typed in C++
  I.IMD = CDiscrete(swap_distribution.begin_row(idx),
                    swap_distribution.end_row(idx)) + 1;
'

```

Swap event creation:

```

swap_event <- mk_event_individual(
  type = "swap",
  intensity_code = intensity_code_swap,
  kernel_code = kernel_code_swap
)

```

## 4 Model creation (without id)

The model is created by calling the function `?mk_model` with arguments:

- The individuals' characteristics.
- The events list.
- The vector of model parameters (only parameters name and types are saved).

```

params = c(params_birth, params_death, params_swap)

```

```

model <- mk_model(
  characteristics = get_characteristics(pop_init),
  events = list(birth_event, death_event, swap_event),
  parameters = params)
## Warning in compatibility_chars_events(characteristics, events): The list of events contains a 'swap'
## Add 'id' to the characteristics if tracking changes along time is desired.

summary(model)
## Events description:
## [[1]]
## Event class : individual
## Event type : birth
## Event name : birth
## Intensity code : '
##   if (I.male) result = 0.;
##   else {
##     if (I.IMD <= 2) result = TFR_weights[0] * birth[0](age(I,t)-a_mean);
##     if (I.IMD == 3) result = TFR_weights[1] * birth[1](age(I,t)-a_mean);
##     if (I.IMD >= 4) result = TFR_weights[2] * birth[2](age(I,t)-a_mean);
##   }
## '
## Kernel code : 'newI.male = CUnif(0, 1) < p_male;'
## [[2]]
## Event class : individual
## Event type : death

```

```

## Event name : death
## Intensity code : '
##   if (I.male)
##     result = death_male[(I.IMD-1)](age(I,t));
##   else
##     result = death_female[(I.IMD-1)](age(I,t));
## '
## Kernel code : ''
## [[3]]
## Event class : individual
## Event type : swap
## Event name : swap
## Intensity code : '
##   result = swap_intensities[I.IMD-1](age(I,t));
## '
## Kernel code : '
##   int idx = swap_age_to_idx(age(I,t)); // variables must be typed in C++
##   I.IMD = CDiscrete(swap_distribution.begin_row(idx),
##                     swap_distribution.end_row(idx)) + 1;
## '
##
## -----
## Individual description:
## names:  birth death male IMD
## R types: double double logical integer
## C types: double double bool int
## -----
## R parameters available in C++ code:
## names:  TFR_weights a_mean birth p_male death_male death_female swap_intensities swap_distribution s
## R types: vector double list double list list list matrix closure
## C types: arma::vec double list_of_function_x double list_of_function_x list_of_function_x list_of_f

```

## 5 Simulation

### 5.1 Events bounds

The first step before simulating the model is to compute bounds for each event intensity.

#### Birth intensity bound

```

E <-c(0,50)
birth_max <- with(params,
  max(sapply(1:3, function(i)(
    TFR_weights[i]* optimize(f=birth[[i]], interval=E,
      maximum=TRUE)$objective)))
)

```

#### Death intensity bound

The operator ?max has been overloaded in IBMPopSim and can be applied to step functions.

```

death_max <- max(sapply(params$death_male, max),
  sapply(params$death_female, max))

```

#### Swap intensity bound



```
swap_max <- max(sapply(params$swap_intensities, max))
```

## 5.2 Simulation

Recording all swap events is computationally expensive. To overcome this difficulty, the simulation in the presence of swap events returns a list of populations, composed of a “picture” of the population at all times in the vector argument `time` of `popsim` (see `vignette('IBMPopSim')` for more details).

The first component of the variable `t_sim` below is the initial time. The simulation returns `n-1` populations representing the population at  $t\_sim[1], \dots, t\_sim[n]$ . The population corresponding to time  $t\_sim[i]$  is composed of all individuals who lived in the population before  $t\_sim[i]$ , with their characteristics at time  $t\_sim[i]$ .

The `events_bounds` names must correspond to the events names.

```
t_sim <- 0:10
n <- length(t_sim)
```

```
sim_out <- popsim(model,
  initial_population = pop_init,
  events_bounds = c('birth' = birth_max, 'swap' = swap_max, 'death' = death_max),
  parameters = params,
  time = t_sim,
  multithreading=TRUE # Set to T since there are no interactions
)
```

## 6 Outputs

Swap events modify the population composition, by increasing the proportion of individuals in the less deprived subgroups, especially for younger age groups.

### 6.1 Initial and final age pyramids with different IMD subgroups

```
pyr_init <- age_pyramids(population(EW_popIMD_14$sample), time = 0, ages = c(0:100, 130))
pyr_init$group_name <- with(pyr_init, ifelse(male, paste('Males - IMD', IMD),
  paste('Females - IMD', IMD)))
```

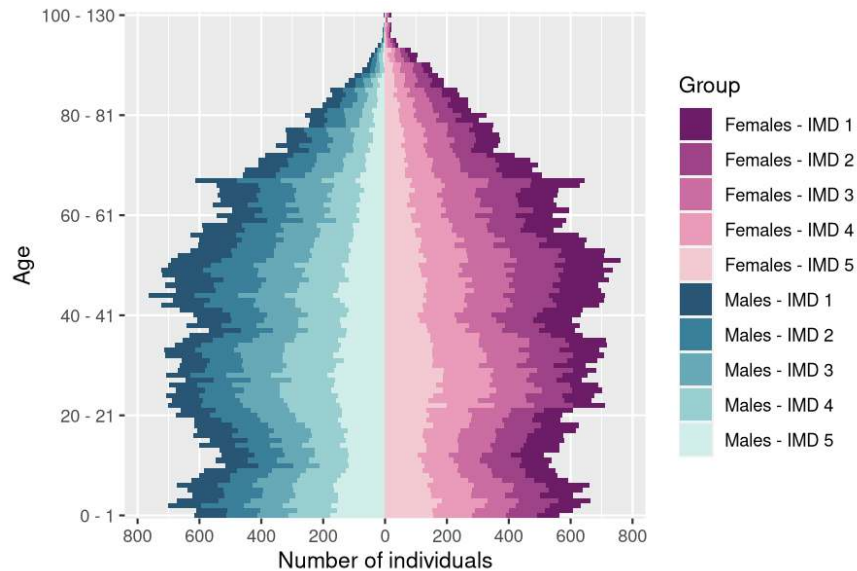
Final age pyramid

```
pops_out <- sim_out$population
```

```
pyr_IMD <- age_pyramid(pops_out[[50]], time = 50, ages = c(0:100, 130))
## Error in pops_out[[50]]: subscript out of bounds
pyr_IMD$group_name <- with(pyr_IMD, ifelse(male, paste('Males - IMD', IMD),
  paste('Females - IMD', IMD)))
## Error in eval(expr, envir, enclos): object 'pyr_IMD' not found
```

```
colors <- c(sequential_hcl(n=5, palette = "Magenta"),
  sequential_hcl(n=5, palette = "Teal"))
names(colors) <- c(paste('Females - IMD', 1:5),
  paste('Males - IMD', 1:5))
```

```
plot(pyr_init, colors)
```



```
plot(pyr_IMD,colors)
```

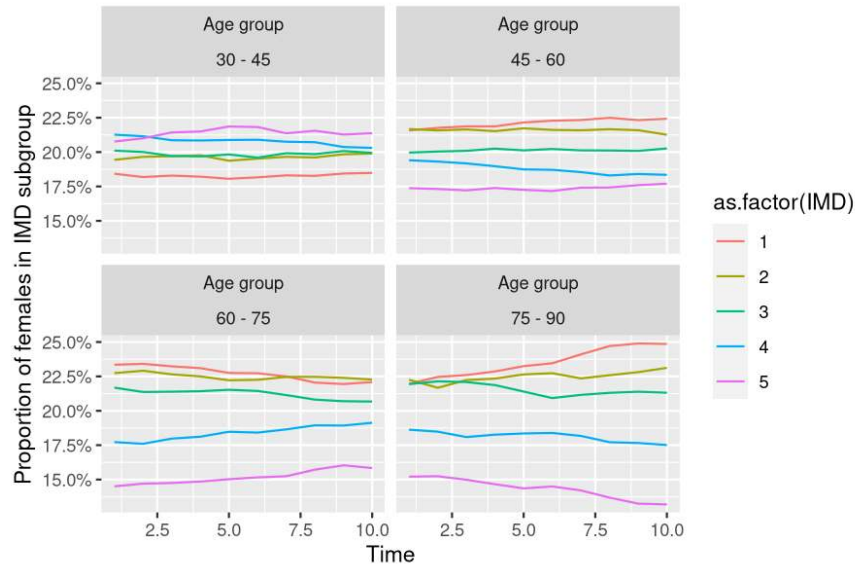
```
## Error in h(simpleError(msg, call)): error in evaluating the argument 'x' in selecting a method for f
```

The high number of individuals aged over 100 is due to the fact that mortality rates are assumed to be constant at ages over 90, which is of course not realistic for human populations (see vignette('IBMPopSim\_human\_pop') for another choice of mortality rates).

## 6.2 Evolution of population composition by age group

The plots below illustrates the evolution of the female population composition for different age groups over time.

```
age_grp <- seq(30,95,15)
age_pyr <- lapply(1:(n-1), function (i)(age_pyramid(pops_out[[i]],t_sim[i+1],age_grp)))
age_pyr_fem <- filter(bind_rows(age_pyr,.id="time"), male==FALSE)
compo_pop_fem <- age_pyr_fem %>%
  group_by(age,time) %>%
  mutate(composition = value/sum(value))
```



## 7 Different simulations with the same model

The model parameters and initial population can be modified without having to recompile the model.

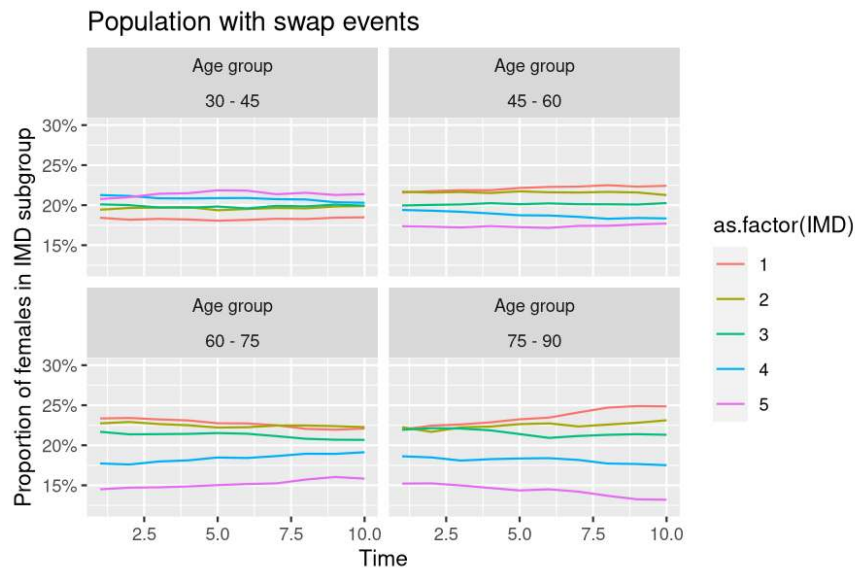
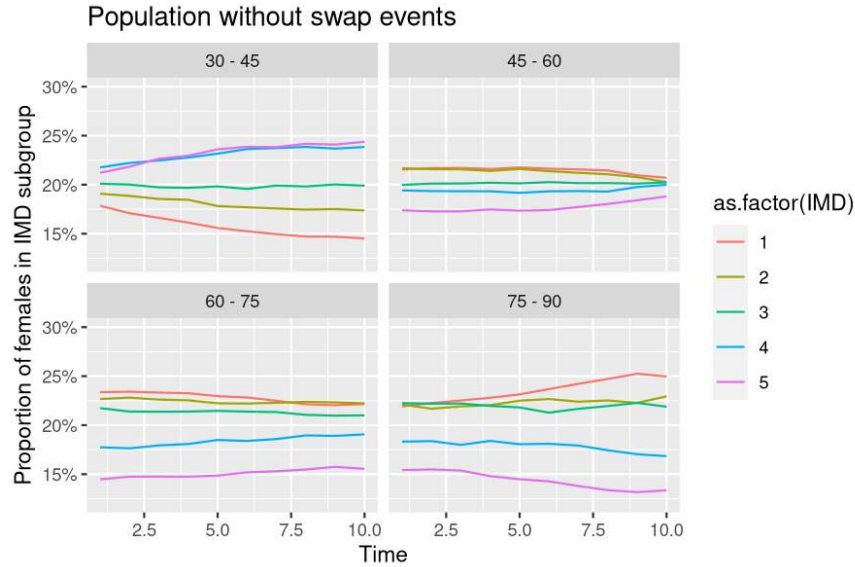
In particular, events can be deactivated by setting the event bound to 0.

### 7.1 Simulation without swap events

```
sim_out_noswp <- popsim(model,
  initial_population = pop_init,
  events_bounds = c('birth' = birth_max, 'swap' = 0, 'death' = death_max),
  # Swap events deactivated
  parameters = params,
  time = t_sim,
  multithreading=TRUE)
## [1] "event swap is deactivated"
```

#### Comparison of population evolution with and without swap events

```
age_pyr_nosw <- lapply(1:(n-1), function (i)(age_pyramid(sim_out_noswp$population[[i]],
  t_sim[i+1], age_grp)))
compo_pop_fem_nosw <- filter(bind_rows(age_pyr_nosw, .id="time"), male==FALSE) %>%
  group_by(age,time) %>% mutate(perc=value/sum(value))
```



## 7.2 Simulation of individual life courses

In the presence of swap events, individual trajectories can be isolated by attributing a unique id to each individuals in the population. This is done during the population creation by setting the optional argument `id` to `TRUE`.

```
pop_init <- population(pop_init, id=TRUE)
```

```
model_id <- mk_model(
  characteristics = get_characteristics(pop_init),
  events = list(birth_event, death_event, swap_event),
  parameters = params
)
```

```
sim_out_id <- popsim(model_id,
  initial_population = pop_init,
  events_bounds = c('birth' = birth_max, 'swap' = swap_max, 'death' = death_max),
```

```

parameters = params,
time = t_sim,
multithreading=TRUE)

```

When each individual has been attributed a unique id, a population summarizing each life course can be obtained from the simulation output `sim_out_id$population`(list of populations) by calling the function `merge_pop_withinid`.

Characteristics to be tracked over time must be specified in the argument `chars_tracked`.

```

pop_id <- merge_pop_withinid(sim_out_id$population, chars_tracked = "IMD")

```

`pop_id` is a population in which each line corresponds to an individual and include his id, birth date, death date, gender and IMD subgroup at each discretization time (components of  $t_{sim}$ ).

```

head(pop_id)
##      id      birth death  male IMD_1 IMD_2 IMD_3 IMD_4 IMD_5 IMD_6 IMD_7 IMD_8 IMD_9 IMD_10
## 1    1 -0.09170591  NA FALSE    5    5    5    5    5    5    5    5    5    5
## 2   990 -0.70453761  NA  TRUE    5    4    1    5    3    4    5    3    1    1
## 3   5028 -3.54821274  NA  TRUE    4    2    2    5    3    2    4    3    4    5
## 4  28431 -23.26734155  NA FALSE    5    5    1    1    4    5    1    4    1    4
## 5  31998 -26.33175121  NA FALSE    3    5    4    5    4    5    3    3    5    1
## 6  30928 -25.01623313  NA FALSE    4    2    5    2    3    4    1    3    4    5

```