

Preprint Template for ASME Journal Papers: asmejour.cls

Author Name[s]

Department of Mechanical Engineering,
Institution or Company Name,
Street address,
City, State, Country
email: xxx@yyy.zzz

John H. Lienhard V¹

Fellow ASME
Rohsenow Kendall Heat Transfer Laboratory,
Department of Mechanical Engineering,
Massachusetts Institute of Technology,
Cambridge, MA 02139 USA
email: lienhard@mit.edu

This paper is an example and L^AT_EX template for the asmejour class. Papers typeset in this class will follow ASME journal style for margins, fonts, headings, captions, and reference formats. The class will also lay out the author, title, and abstract in ASME style. The pdf file produced will include internal and external hyperlinks, bookmarks, and pdf metadata. The class is intended to be used with the asmejour.bst BIB_TE_X, which is part of this distribution. This style produces modern reference formats, following current ASME styles and including hyperlinked DOI and URL fields. Options to the class include line numbering, final column balancing, various math options, government copyright notices, and archivability (PDF/A). In addition, section headers may contain mathematics, references, citations, and footnotes. The class is compatible with pdfL^AT_EX or LuaL^AT_EX.

Keywords: ASME, Paper, Template, L^AT_EX, BIB_TE_X

1 Introduction

The asmejour class typesets papers with margins, fonts, headings, captions, and reference formats that follow those used in journals published by the American Society of Mechanical Engineers (ASME). Internal and external hyperlinks will be set automatically, and the pdf file will contain bookmarks and metadata. Many other useful features are supported.

This class is not a publication of ASME, although the author has published in ASME journals since 1984. The intended use of this package is to enable authors to format their papers in ASME style prior to submission to an ASME journal for peer review.

The .tex file may be written using standard L^AT_EX commands, although some specific initial commands are needed to format the block containing the author[s], title, and abstract. The class calls a number of packages, all of which are contained in up-to-date versions of T_EX Live, MacT_EX, and similar platforms. If you find that you are missing a package, you may obtain it at no cost from CTAN (ctan.org).

1.1 Essential Initial Commands. To begin, fill in the fields to be completed at top of the asmejour-template.tex file. The first are pdf metadata in the preamble that will tag the pdf file itself. Next is the \JourName{. . .} command, which should be changed as appropriate (omit “Journal of”).

For each author, put author names and affiliation (with line breaks) into a separate \SetAuthorBlock{name}{affiliation} command; follow the syntax illustrated asmejour-template.tex file. One author (or more) may be designated as the corresponding author by placing the command \CorrespondingAuthor at the end of that name.

The title should be placed into \title{. . .}, and line breaks may be specified if desired. Keywords may optionally be included using the \keywords{. . .} command; this command *must* be issued before the abstract. To omit keywords, just omit this command. Next, the abstract text must be placed into \begin{abstract}... \end{abstract}. The abstract will automatically be italicized.

The date is automatically given as an unnumbered footnote, which defaults to \today. Different text may be given using \date{. . .}. Putting \date{} will suppress the date footnote.

After setting up the authors, title, and abstract, issue the \maketitle command. The introduction section comes next.

1.2 Option to Color the Title Bar. The vertical bar in the title block is black in all ASME journals. Since the asmejour class is only for preprints, we include the [fun] option to have the bar in color. Any color name recognized by the xcolor package [1] may be invoked by including the option [barcolor=name] in the \documentclass[. . .]{asmejour} command. The color for this example is Goldenrod3. To have a black bar, either omit barcolor entirely or use the name black.

2 References to Figures, Equations, and Citations

For ASME papers, the labels Figure and Equation should be abbreviated when they do not start a sentence, as in Fig. 1 and Eq. (1). Figure 1 is spelled out when it starts a sentence. Equation (1) is spelled out when it starts a sentence.

Citations will be numbered automatically [2]. They should be inserted at the appropriate point using a \cite{ref} command [3,4]. The citations will be automatically sorted and compressed, as well, if they are given in a set [2,5–10]. If naming a reference explicitly, put “Ref.” in front of the number, as in Ref. [9]. Reference [9] is appropriate at the beginning of a sentence. See the asmeconf-sample.bib file for examples of how to enter your references.

Equations are typeset in the usual way. The class file loads the amsmath and mathtools packages. Further, the newtxmath package used for the math fonts includes many additional features.

$$\mathbf{q} = -k\nabla T \quad (1)$$

3 Section Headings and Captions

ASME requires that section headings and captions be set in bold face. In addition, the captions must be in sans serif type. The asmejour class will do this automatically. You can place \cite{. . .}, \ref{. . .}, \label{. . .}, and into headings and captions directly, as you would in the main text. You can place \footnote{. . .} into headings, but not into captions.²

Sections may either be numbered or left unnumbered. ASME publishes papers in either style.

Math can be used in captions or section headings, and an appropriate math font will be automatically selected. For a section heading that includes complicated math (and macros), you may use

¹Corresponding Author.

Version 1.19, June 26, 2022

²See [tex-stackexchange](http://tex.stackexchange.com) for various approaches to footnotes in captions, if they seem necessary. For footnotes in tables, use the tablefootnote package.

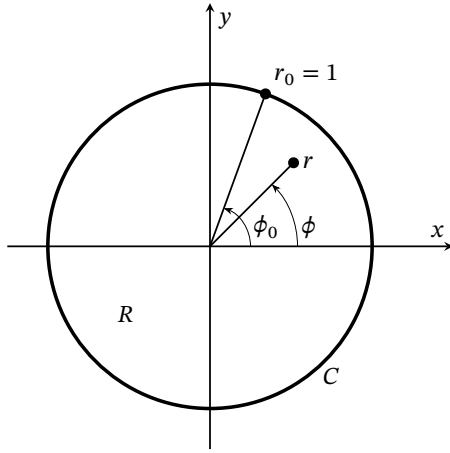


Fig. 1 A figure caption with math, Eq. (1): $z = (r, \phi)$ [12]

the optional argument of `\section[...]{...}` to create a pdf bookmark without losing characters or producing warnings or errors. See the `asmejour-template.tex` source file for examples of this technique. These bookmarks should usually be text expressions, although some math is supported.

If you wish to override the default math format in a heading or caption, put `\mathversion{normal}` in the heading or caption. (The `newtxmath` package [11] includes a complete set of bold math fonts, however, so the need to override should be rare.)

Single-sentence captions should not end with a period. Multi-sentence captions do include periods.

3.1 Subsection Headings. Section, subsection, and subsubsection headings should be in title case (first letter of primary words capitalized). ASME does not use `\paragraph`, so the class file equates this command to `\subsubsection`. Try some text for size scaling. Try some text for size scaling.

4 Tables and Figures

Table 1 is an example of a simple table. Table captions should be placed above tables. The class loads the `array` and `dcolumn` packages which provide extended capabilities for columns in the `tabular` environment (used in Tables 2 and 3). Table 3 is coded to have exactly the width of a text column.

The `booktabs` package [13] is loaded (and customized) to provide versions of `\toprule`, `\midrule`, and `\bottomrule` appropriate to ASME-style tables.

Table 4 shows a table that spans both text columns. Figure 2 shows a figure spanning both columns. Two column tables and figures will always float to the top of a later page. Subframes in figures, such as Fig. 2(a), may be referenced individually.

Text in the figures should be checked for legibility at either single-column width (about 83 mm) or full-column width (about 170 mm). Figure captions should be placed below figures. Images in figures are handled by the standard `graphicx` package.

Landscape figures and tables may be produced at full-page size by putting `\usepackage[figuresright]{rotating}` in your `.tex` file's preamble and using the `sidewaystable*` and `sidewaysfigure*` environments [14].

5 Reference Formatting with `asmejour.bst`

The `asmejour.bst` BibTeX style follows the reference styles observed in ASME journals in 2021.³ The vast majority of published references are to journal papers and books. Examples for these and

³`asmejour.bst` is intended as a replacement for the older style `asme4.bst`, which does not follow ASME's current reference formats or support DOI and URL.

Table 1 A simple table

Experiment	u [m/s]	T [°C]
Run 11	12.5	103.4
Run 12	24	68.3

Table 2 Table with more complicated columns

Experiment	u [m/s]	T [°C]
The first experiment we ran this morning	124.3	68.3
The second experiment we ran this morning	82.50	103.46
Our competitor's data	72.321	141.384

many other entry types are given in the `asmejour-sample.bib` file, which is part of this distribution. Citations and references are managed by the standard `natbib` package. Nevertheless, a few comments are necessary.

5.1 Capitalization of Titles. ASME's bibliography style requires that titles be in title case. The first letters of principal words are capitalized. This must be done when writing the `.bib` file.

5.2 Hyperlinked Titles or Paper Numbers. When the entries `@article{...}`, `@book{...}`, `@inbook{...}`, `@incollection{...}`, `@proceedings{...}`, or `@techreport{...}` include `doi={...}`, the document title, paper number, or report number will be hyperlinked to that doi number, and the doi number will not be printed. If no doi is included, but a url or eprint is included, then the title will be hyperlinked to that url or eprint. To display the doi (or the url or eprint when no doi is given), put it into the `note={...}` field (using `\doi{...}` or `\url{...}`):

```
note = {\doi{10.1115/1.4042912}}
```

Include doi numbers in references whenever possible.

5.3 eprint Support. Elementary support for eprint numbers is included, either hyperlinking or generating a url at the end of the citation. The archive type may be specified using the macros `arxiv`, `googlebooks`, `hdl`, `jstore`, `oclc`, or `pubmed` (e.g., `archive=hdl, without` braces). Both eprint and archive fields *must* be given. Other root urls may be invoked using `archive = {http://another.url.org/}`.

5.4 Online Sources. A bibliography field `@online{...}` is included for citation of online sources, such as web pages. A url, doi, or eprint with archive should be included. See the examples of use in the `asmejour-sample.bib` file.

5.5 Date Accessed. The `urldate={...}` field may be used to provide the date on which a given url was accessed. By default, the text printed will be accessed 'date',. The word "accessed" may be changed using the `urltype={...}` field.

5.6 Conference Location and Date. For the entry types `@inproceedings{...}` and `@proceedings{...}`, you may include `venue={...}` and `eventdate={...}` to specify the city and the date of a conference. Omit `address={...}` if `venue={...}` is used.

5.7 Version Number⁴. The `version={...}` field may be used with `@book`, `@online`, and `@manual`. By default, the text will read

⁴Footnotes can appear in `\section` commands. However, when the `[lineno]` option is used either: i) write `\protect\footnote{...}`; or ii) include the optional argument, as in `\section[Foo]{Foo\footnote{...}}`.

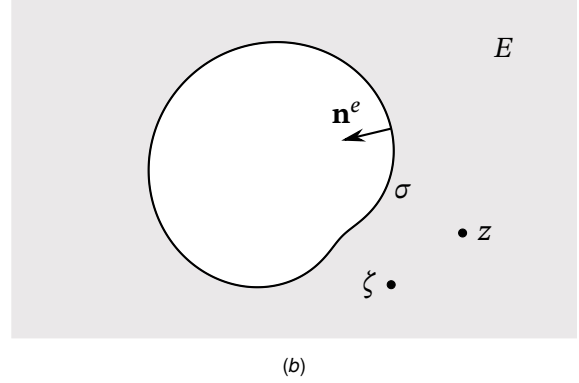
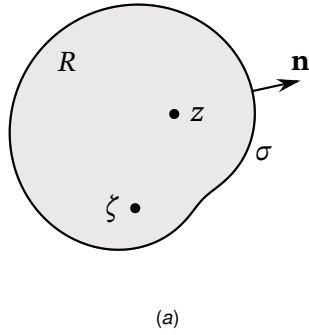


Fig. 2 A figure with two subfigures: (a) interior region, and (b) exterior region [12]

Version ‘number’ as in Refs. [11,15], but different wording may be selected using the `versiontype={. .}` field, to have “Revision” or something similar, as in Ref. [16]. ASME often puts the version in the title, as in Refs. [17,18], so I’ve left the final decision for discussion between the authors and the copy editor.

5.8 Articles in Collections. In addition to the standard entry, `@incollection{. .}`, an entry `@inserialcollection{. .}` is defined for serials in which each volume has a different title. See the `asmejour-sample.bib` file for discussion and compare Ref. [19] to Ref. [20].

6 More on Math

In most cases, long equations can be kept below the column width by using one of the multiline equation environments defined by `amsmath`, such as `align`, `split`, or `multline` [21]. The following equation is set with the `multline` environment:

$$\begin{aligned} \frac{\partial}{\partial t} \left[\rho \left(e + \frac{\|\mathbf{u}\|^2}{2} \right) \right] + \nabla \cdot \left[\rho \left(h + \frac{\|\mathbf{u}\|^2}{2} \right) \mathbf{u} \right] \\ = -\nabla \cdot \mathbf{q} + \rho \mathbf{u} \cdot \mathbf{g} + \frac{\partial}{\partial x_j} (d_{ji} u_i) + \dot{Q}_v \end{aligned} \quad (2)$$

An example using `align` appears in Appendix A.

An alternative solution may be to set large equations into two-column-wide tables or figures. An experimental package for setting equations that span two columns, `asmewide.sty`, can be loaded as well, but that code may require hand-fitting around floats and page breaks. See the examples in [22].

Math italics are used for Roman and lower-case Greek letters by default. If you want an upright letter in math, you can use the relevant math alphabet, e.g., `\mathrm`, `\mathbfb`, `\mathsf`:

$$\vec{F} = m\vec{a} \quad \text{or} \quad \vec{F} = m\vec{a} \quad \text{or} \quad \mathbf{F} = m\mathbf{a} \quad \text{or} \quad \vec{F} = m\vec{a} \quad (3)$$

The class file also provides upright sans-serif Greek letters with `\sfalpha` and similar expressions (e.g., $\alpha, \beta, \gamma, \delta \dots \alpha, \beta, \gamma, \delta \dots$).

ASME typesets vectors in upright bold, like the third instance in Eq. (3), and sets matrices in bold italic. In the next equation, \mathbf{w} is a vector and \mathbf{J}_1 is a matrix:

$$d\mathbf{w} = \begin{pmatrix} du \\ dv \end{pmatrix} = \underbrace{\begin{pmatrix} \partial u / \partial x & \partial u / \partial y \\ \partial v / \partial x & \partial v / \partial y \end{pmatrix}}_{=\mathbf{J}_1} \begin{pmatrix} dx \\ dy \end{pmatrix} \quad (4)$$

To get additional symbols in bold math, you can use the `\bm{. .}` macro from the `bm` package, which is loaded by the class

$$\mathbf{u}_r = u_r \hat{\mathbf{i}} + v_r \hat{\mathbf{j}} + w_r \hat{\mathbf{k}} \quad (5)$$

or, very rarely, `\mathversion{bold}` for an entire equation⁵:

$$S = k \ln w = k \ln \left(\frac{N!}{\prod_i N_i!} \right) \quad (6)$$

6.1 newtxmath and mathalfa. The `newtxmath` package [11], loaded by default, includes a large number of options for mathematics, most of which can be called as options to `\documentclass`. For example, the `upint` option of `newtxmath` selects upright integral signs (rather than slanted integral signs):

```
\documentclass[upint]{asmejour}.
```

The option `subscriptcorrection` improves the spacing of math subscripts. Math options are discussed further in the `asmejour-template.tex` file.

In addition, many options for calligraphic, script, and fraktur fonts are available through the `mathalfa` package, which is also loaded. These may be invoked, for example, as

```
\documentclass[mathalfa=cal=euler]{asmejour}
```

which selects the Euler font for `\mathcal`, as in $A \in \mathcal{P}(A)$. To see all the font options, refer to the `mathalfa` documentation [15].

The class is designed for use with `newtxmath` and does not support the `unicode-math` package.

6.2 Math in a Section Heading: $\tilde{\omega} \cdot \hat{\mathbf{U}} = 0$. To include complicated math in a section heading without producing bookmark-related errors, use the optional argument of `\section` to create the pdf bookmark. The heading above was set with the following command:

```
\subsection[Math in a Section Heading:
\omega\cdot U=0]{Math in a Section Heading:
$\tilde{\omega}\cdot\hat{\mathbf{U}}=0$}
```

Note that bookmarks can include simple math. Also note that `newtxmath` provides the option to obtain upright Greek letters, such as `\upomega` (vs. `\omega`).

6.3 Units and Nomenclature. ASME requires SI units. U. S. style units may follow in parentheses. Be sure to put your symbols into the nomenclature list, including the SI units.

7 Additional Options for asmejour.cls

7.1 Lists of Figures and Tables. A list of figures and a list of tables are generated automatically as the last page. To omit these lists, use the option `[nolists]`.

⁵For sans-serif math expressions, `asmejour.cls` provides `\mathversion{sans}` and `\mathversion{sansbold}`. These fonts can act as engineering gothic for figures.

Table 3 Table at full column width with columns in math mode

X_z	X_c	$X_{c,m}$	$X_{c,2}$
3.92069	5.70943	6.32429	7.08757
$\varepsilon(T_1)$	$\varepsilon^i(T_1)$	$\varepsilon^i(T_m)$	$\alpha(T_1, T_2)$
0.7258	0.6237	0.6807	0.7964
q_{gray}	q_{int, T_1}	q_{int, T_m}	q_{exact}
400.2	462.1	371.0	371.8

7.2 Final Column Balancing. The option [balance] invokes the the flushend package [23]. This package will attempt to give equal height to the two columns on the last page. The performance of this package is sometimes inconsistent (with odd page layout or, very rarely, errors), so use this option with caution.

7.3 Line Numbers. The option [lineno] invokes the the lineno package [24]. This will produce line numbers in the margins. You must run L^AT_EX twice for proper placement of the numbers. The lineno package is not compatible with the flushend package that makes final short columns the same height. Balancing is disabled when this option is called. See the documentation of the lineno package for further commands to control line numbering. See footnote 4 with regard to footnotes in section headings while this option is in effect. The abstract, tables, captions, and footnotes will not be numbered.

7.4 Changing the Footer Text. The option [nofoot] will omit everything other than a page number from the page footer. The option nocopyright will omit the ASME copyright from the first page footer. The command \PreprintString{...} replaces the words PREPRINT FOR REVIEW. The left and right preprint strings can be changed separately using an optional argument: \PreprintString{...}[L] and \PreprintString{...}[R]. The final paper number may be added to the page number using \PaperNumber{...}.

The footers are all generated with the fancyhdr package [25], and you can change them using the commands of that package.

7.5 Vertical Space on Title Page. The space between the author/title/abstract block and the main text defaults to 12.5 mm. Infrequently, a different value may be desirable. The space can be changed using \AbstractSep{...}, where the argument is a L^AT_EX dimension with units (e.g., 5mm).

7.6 Federal Copyright Notices. Several types of copyright statement can be placed an unnumbered footnote on the first page. Use the option [govt] when all authors are federal employees, [govtsome] when some authors are federal employees, and [contractor] when the authors are federal contractors.

7.7 Archivality: PDF/A. Compliance with PDF/A standards can be enabled using the option [pdf-a] when running with pdfL^AT_EX. The default setting is for PDF/A-3u with sRGB OutputIntent (sRGB.icc). If levels 1b, 2b, 2u, or 3b are preferred, use the options [pdfapart=1 or 2 or 3] and [pdfaconformance=b or u]. Note that accessible conformance (a) is not currently possible with L^AT_EX.

As of late 2021, the L^AT_EX3 team is phasing in native support for PDF/A in the L^AT_EX kernel, which eventually will make these class options unnecessary when using an up-to-date installation.

7.8 Superiors Font. The newtxtext package includes a superiors font (numbers and letters) for use in footnote markers and superscripts. The option [nodefautsup] enables this font. (The corresponding author mark in the author block will not change.)

7.9 Typewriter Font Options. This font is the sans-serif, monospaced font inconsolata. By default, the word spacing is variable, but option [mono] ends this behavior. A slashed zero is the default; option [var0] removes the slash. Option [hyphenate] enables hyphenation of the typewriter font.

8 Conclusions

The class asmejour and associated files are for typesetting preprints in the style of ASME journals. Documentation is provided in this file and by comments in the .tex source code. Examples of references are shown in the asmejour-sample.bib file. The asmejour.bst file produces references following ASME's current formats. The code is compatible with both pdfL^AT_EX and LuaL^AT_EX. This package is not a publication of ASME and is offered at no cost under the terms of the MIT license.

- (1) First conclusion
- (2) Second conclusion
- (3) Third conclusion

Acknowledgment

Acknowledge individuals, institutions, or companies that supported the authors in preparing the work. Those mentioned might have provided technical support, insightful comments or conversations, materials used in the work, or access to facilities.

Funding Data

- U.S. Department of Heat Transfer, Office of Important Ideas (DOHT-OII Award No. 3.14159265)

Nomenclature

- \bar{h} = average heat transfer coefficient (W m⁻² K⁻¹)
- k = thermal conductivity (W m⁻¹ K⁻¹)
- \mathbf{q} = heat flux vector (W m⁻²)

Greek Letters

- α = thermal diffusivity (m² s⁻¹)
- ν = kinematic viscosity (m² s⁻¹)

Dimensionless Groups

- Pr = Prandtl number, ν/α
- Sc = Schmidt number, $\nu/\mathcal{D}_{1,2}$

Superscripts and Subscripts

- b = bulk value
- ∞ = free stream value

Appendix A: Incomplete Zeta Function [26]

This text is just for illustration. The radiation fractional function may be written in terms of the incomplete zeta function for convenience:

$$f(\lambda T) = \frac{1}{\sigma T^4} \int_0^\lambda \frac{2\pi h c_o^2}{\lambda^5 [\exp(hc_o/k_B T \lambda) - 1]} d\lambda \quad (A1)$$

$$= \frac{1}{\sigma T^4} \frac{2\pi k_B^4 T^4}{h^3 c_o^2} \int_{c_2/\lambda T}^\infty \frac{t^3}{e^t - 1} dt \quad (A2)$$

When $\lambda T \rightarrow \infty$, $f = 1$ and the last equation yields the well-known result

$$\sigma T^4 = \frac{2\pi k_B^4 T^4}{h^3 c_o^2} \underbrace{\int_0^\infty \frac{t^3}{e^t - 1} dt}_{\equiv \zeta(4)\Gamma(4)} \quad (A3)$$

Table 4 A table spanning two columns

x	$\text{erf}(x)$	$\text{erfc}(x)$	x	$\text{erf}(x)$	$\text{erfc}(x)$
0.00	0.00000	1.00000	1.10	0.88021	0.11980
0.05	0.05637	0.94363	1.20	0.91031	0.08969
0.10	0.11246	0.88754	1.30	0.93401	0.06599
0.15	0.16800	0.83200	1.40	0.95229	0.04771
0.20	0.22270	0.77730	1.50	0.96611	0.03389
0.30	0.32863	0.67137	1.60	0.97635	0.02365
0.40	0.42839	0.57161	1.70	0.98379	0.01621
0.50	0.52050	0.47950	1.80	0.98909	0.01091
0.60	0.60386	0.39614	1.8214	0.99000	0.01000
0.70	0.67780	0.32220	1.90	0.99279	0.00721
0.80	0.74210	0.25790	2.00	0.99532	0.00468
0.90	0.79691	0.20309	2.50	0.99959	0.00041
1.00	0.84270	0.15730	3.00	0.99998	0.00002

where the Gamma function $\Gamma(4) = 3!$ and the Riemann zeta function, $\zeta(4)$, has the indicated integral representation [27, §13.12]. A classical result due to Euler [28] gives $\zeta(4) = \pi^4/90$ (see also [29, §167]), from which we recover the usual definition of the Stefan-Boltzmann constant, σ .

Appendix B: Language Support

ASME publishes in English, but the `babel` package is loaded for users who may wish to include other languages. For example, an author might wish to include an appendix that provides the abstract in another language.

When more than one language option is included in `\documentclass[...]{asmejour}`, English will be assumed to be the main language of the document. (To choose a different main language, set `\main=...`). If no language options are given, the package defaults to English. As an example, a passage in French is shown in Annexe C.

The standard caption and section names will follow `babel`'s dictionary for primary languages other than English. Users may additionally change “Keywords”, “Nomenclature”, and “Corresponding author” by renewing the commands `\keywordname`, `\nomname`, and `\CAwords`. Changes to the page footer were described in Sec. 7.4. The pdf bookmark for “Appendices” by be changed by renewing `\appendicesname`.

The font encoding is set to T1 and utf-8 input is supported: `áàâäåæãää èéêëèë ìíîï òóôöøõ ùüúû çč ħ ñ ßš ŷ žžž`

No effort has been made to support customization of language-specific fonts (some fonts can be implemented using the `substitutefont` package [30]). The bibliography style, `asmejour.bst`, is designed in English and aimed at BibTeX. Multilingual bibliographies can be supported using BibLaTeX.

Annexe C: Discours Préliminaire de Fourier

Les causes primordiales ne nous sont point connues ; mais elles sont assujetties à des lois simples et constantes, que l'on peut découvrir par l'observation, et dont l'étude est l'objet de la philosophie naturelle.

La chaleur pénètre, comme la gravité, toutes les substances de l'univers, ses rayons occupent toutes les parties de l'espace. Le but de notre ouvrage est d'exposer les lois mathématiques que suit cet élément. Cette théorie formera désormais une des branches les plus importantes de la physique générale [31].

References

[1] Kern, U., 2021, “Extending L^AT_EX’s color facilities: the `xcolor` package,” Version 2.13, Comprehensive T_EX Archive Network, accessed Dec. 22, 2021, <https://ctan.org/pkg/xcolor>

[2] Edwards, D. K., 1969, “Radiative Transfer Characteristics of Materials,” *ASME J. Heat Transfer-Trans. ASME*, **91**(1), pp. 1–15.

[3] Toohey, K. S., Sottos, N. R., Lewis, J. A., Moore, J. S., and White, S. R., 2007, “Self-Healing Materials With Microvascular Networks,” *Nature Materials*, **6**(8), pp. 581–585.

[4] Gibson, T. A. and Tucker, M. A., 2008, *The Big Book of Cellular Studies*, John Wiley and Sons, New York, NY.

[5] Stevens, T. T., 1999, “Stochastic Fields and Their Digital Simulation,” *Stochastic Methods*, T. A. Sulle and M. Siiu, eds., Martinus Publishers, Dordrecht, Germany, pp. 22–36.

[6] Wions, T. and Mills, C. D., 2006, “Structural Dynamics in Parallel Manipulation,” *Proceedings of the IDETC/CIE*, New Orleans, LA, September 10–13, ASME Paper No. DETC2005-99532, pp. 777–798.

[7] Oligaria, T. T., Fredy, C. W., Popullo, A. Z., and Tucker, M. A., 2011, “Characterization of PKM Dynamics,” SAE Technical Paper No. 2011-02-8345, 07ATC-96.

[8] Mollen, T. P., 2014, “Use of General Nonlinear Material in Articulated Systems,” Ph.D. dissertation, University of Boston, Boston, MA.

[9] Smith, J., 2014, *A Dog’s Life in Berlin*, Oxford University Press, New York, doi: 10.1055/acprof.oso/97890.0394.000.

[10] “Apple Privacy Policy,” Apple Inc., Cupertino, CA, last modified Dec. 31, 2019, accessed Apr. 5, 2020, <https://www.apple.com/legal/privacy/en-ww/>

[11] Sharpe, M., 2021, “New TX Font Package,” Version 1.659, Comprehensive T_EX Archive Network, accessed Dec. 22, 2021, <https://ctan.org/pkg/newtx>

[12] Lienhard, J. H., V., 2019, “Exterior Shape Factors from Interior Shape Factors,” *ASME J. Heat Transfer-Trans. ASME*, **141**(6), 061301.

[13] Fear, S., 2019, “Publication Quality Tables in L^AT_EX,” Version 1.6180339, Comprehensive T_EX Archive Network, accessed Nov. 6, 2019, <https://www.ctan.org/pkg/booktabs>

[14] Fairbairns, R., Rahtz, S., and Barroca, L., 2016, “A Package for Rotated Objects in L^AT_EX,” Version 2.16d, Comprehensive T_EX Archive Network, accessed Oct. 2, 2019, <https://www.ctan.org/pkg/rotating>

[15] Sharpe, M., 2018, “The mathalfa Package,” Version 1.10, Comprehensive T_EX Archive Network, accessed Apr. 27, 2019, <https://ctan.org/pkg/mathalfa>

[16] Galassi, M., Davies, J., Theiler, J., Jungman, G., Alken, P., Booth, M., Rossi, F., and Ulerich, R., 2017, *GNU Scientific Library*, Release 2.4, Free Software Foundation, Boston, MA, accessed Dec. 12, 2018, <https://www.gnu.org/software/gsl/>

[17] Olver, F. W. J., Olde Daalhuis, A. B., Lozier, D. W., Schneider, B. I., Boisvert, R. F., Clark, C. W., Miller, B. R., and Saunders, B. V., eds., 2017, “NIST Digital Library of Mathematical Functions, Release 1.0.17,” National Institute of Standards and Technology, Gaithersburg, MD, accessed Dec. 22, 2018, <https://dlmf.nist.gov/>

[18] Koch, R., 2018, “T_EXShop, Version 4.01,” University of Oregon, Eugene, OR, accessed Apr. 16, 2018, <https://pages.uoregon.edu/koch/texshop/obtaining.html>

[19] Clauser, F. H., 1956, “The Turbulent Boundary Layer,” *Advances in Applied Mechanics*, H. L. Dryden and T. von Kármán, eds., Vol. 4, Elsevier, Amsterdam, The Netherlands, pp. 1–51.

[20] Edwards, D. K., 1970, “Thermal Radiation Measurements,” *Measurement Techniques in Heat Transfer* (AGARDograph, Vol. 130), E. R. G. Eckert and R. J. Goldstein, eds., Advisory Group for Aerospace Research and Development of NATO, Technivision Services, Slough, England, Chap. 9, pp. 353–396.

[21] American Mathematical Society and L^AT_EX3 Project, 2018, “User’s Guide for the `amsmath` Package,” Version 2.1, Comprehensive T_EX Archive Network, accessed July 5, 2019, <https://ctan.org/tex-archive/macros/latex/required/amsmath/amslatex.pdf>

[22] Lienhard, J. H., V., 2022, “Wide Equations in `asmejour.cls`,” Version 1.0, Comprehensive T_EX Archive Network, accessed January 10, 2022, <https://www.ctan.org/pkg/asmejour>

[23] Tolušić, S., 2017, “The `flushend` Package,” Version 3.3, Comprehensive T_EX Archive Network, accessed Oct. 1, 2019, <https://www.ctan.org/pkg/flushend>

[24] Böttcher, S. I. and Lück, U., 2005, “`lineno.sty`: A L^AT_EX Package to Attach Line Numbers to Paragraphs,” Version 4.41, Comprehensive T_EX Archive Network, accessed Aug. 17, 2019, <https://www.ctan.org/pkg/lineno>

- [25] van Oostrum, P., 2019, “The fancyhdr and extramarks Packages,” Version 3.10, Comprehensive T_EX Archive Network, accessed Aug. 17, 2019, <https://www.ctan.org/pkg/lineno>
- [26] Lienhard, J. H., V, 2019, “Linearization of Nongray Radiation Exchange: The Internal Fractional Function Reconsidered,” *ASME J. Heat Transfer-Trans. ASME*, **141**(5), 052701.
- [27] Whittaker, E. T. and Watson, E. N., 1920, *A Course of Modern Analysis*, 3rd ed., Cambridge University Press, Cambridge, UK.
- [28] Euler, L., 1740, “De Summis Serierum Reciprocarum,” *Commentarii Academiae Scientiarum Petropolitanae*, **7**, pp. 123–134, First communicated to Daniel Bernoulli in 1734 and read before the St. Petersburg Academy in December 1735.
- [29] Euler, L., 1748, *Introductio in Analysin Infinitorum*, Vol. 1, Apud Marcum-Michaellem Bousquet & Socios, Lausannae.
- [30] Milde, G., 2013, “substitutefont—Easy font substitution,” Version 0.1.4, Comprehensive T_EX Archive Network, accessed Dec. 9, 2020, <https://www.ctan.org/pkg/substitutefont>
- [31] Fourier, J. B. J., 1822, *Théorie Analytique de la Chaleur*, Firmin Didot, Père et Fils, Paris.
- [32] Reynolds, W. C., Kays, W. M., and Kline, S. J., 1958, “Heat transfer in the Incompressible Turbulent Boundary Layer. I—Constant Wall Temperature,” National Aeronautics and Space Administration, Washington, DC, *NASA Technical Memorandum No. 12-1-58W*.
- [33] Edwards, D. K., Denny, V. E., and Mills, A. F., 1979, *Transfer Processes*, 2nd ed., Hemisphere Publishing, Washington, DC.
- [34] Montijano, J. I., Pérez, M., Rández, L., and Varona, J. L., 2014, “Numerical Methods With Lua³T_EX,” *TUGboat*, **35**(1), pp. 51–56.
- [35] Swaminathan, J., Stover, R. L., Tow, E. W., Warsinger, D. M., and Lienhard, J. H., 2017, “Effect of Practical Losses on Optimal Design of Batch RO Systems,” *Proceedings of IDA World Congress on Desalination and Water Reuse*, International Desalination Association, São Paulo, Brazil, Oct. 15–20, *Paper No. IDA17WC-58334*.
- [36] Fong, C., 2015, “Analytical Methods for Squaring the Disc,” *ArXiv e-prints*, <https://arxiv.org/abs/1509.06344>
- [37] van der Walt, S. and Smith, N., 2015, “mpl Colormaps,” GitHub, San Francisco, CA, accessed Aug. 26, 2018, <https://bids.github.io/colormap/>
- [38] Lienhard, J. H., IV and Lienhard, J. H., V, 2019, *A Heat Transfer Textbook*, 5th ed., Version 5.00, Phlogiston Press, Cambridge, MA.
- [39] Govindan, P. N., Lam, S., and St. John, M. G., 2017, “Systems Including a Condensing Apparatus Such As a Bubble Column Condenser,” US Patent #9700811, <https://patents.google.com/patent/US9700811B2>
- [40] Smith, R., 1998, “Conformal Lubricated Contact of Cylindrical Surfaces Involved in a Steady Motion,” Master’s thesis, Rochester Institute of Technology, Rochester, NY.
- [41] Smith, R., 1996, “Cylindrical Surfaces Involved in a Steady Motion,” Bachelor’s thesis, Rochester Institute of Technology, Rochester, NY.
- [42] Johnson, H., ed., 1980, *Title of Edited Book*, John Wiley and Sons, Inc., New York, NY.
- [43] Johnson, H. W., ed., 2015, *The Title of the Proceedings*, Vol. 2, Organization, City, State, April 27–28, Optional note.
- [44] Kirk, J. T., 2288, *Decline and Fall of the Romulan Empire*, 7th ed., No. 23 in Humankind’s Greatest Writings, Vulcan Free Press, T’Paal, To appear.
- [45] Churchill, W. S., 1948, *The Gathering Storm*, 1st ed., Vol. 1 of The Second World War, Houghton Mifflin Co., Boston, Chap. 5, pp. 66–89, “The Locust Years”.

List of Figures

1	A figure caption with math, Eq. (1): $z = (r, \phi)$ [12]	2
2	A figure with two subfigures: (a) interior region, and (b) exterior region [12]	3
	(a)	3
	(b)	3

List of Tables

1	A simple table	2
2	Table with more complicated columns	2
3	Table at full column width with columns in math mode	4
4	A table spanning two columns	5